


5S AND WALL-MOUNTED STORAGE



5S AND WALL-MOUNTED STORAGE

Many Rousseau products are available in a wall-mounted version to help you organize and maximize your available space while keeping floors clear. Wall-mounting makes cleaning easier and everything you need is still within easy reach.

Over the years, Rousseau has also developed many different storage solutions to meet the standards of the 5S methodology. The aim of this Japanese technique is to continuously improve the work environment. Its name comes from the same first letter used to illustrate its five fundamental principles: Sort, Set in Order, Shine, Standardize and Sustain. It is designed to optimize organization and efficiency of the work environment by ensuring each tool is in the right place, easy to find and well identified.

A choice of 20 standard colors is also available to color code your 5S management.



ORGANIZATIONAL WALL STRUCTURES

WALL-MOUNTED MULTI-PURPOSE FRAME

WM35



- Load capacity: 300lb. (if wall and wall anchoring are of sufficient strength)
- A combination of three wall-mounted uprights can support 500lb.
- Perforated on the front faces in 1" increments c/c for optimal placement of accessories (see compatible accessories)
- Wall anchoring hardware not included
- Compatible accessories (space between uprights must be 28" or 34" c/c):
 - WM18 Cantilever Overhead Supports
 - WM20 Tilttable Shelf
 - WM22 Tilttable Pan
 - WM27 Structural Shelf Supports
 - WM28 Plastic Bin Rail
 - WM31 Wire Spool Holder
 - WM40 Power Outlet Channel
 - WM55 Panel for Plastic Bin Panel
 - WM59 Utility Panel
 - WM75 Storage Cabinet
 - RD00 R Cabinet Housing
 - NC50 WM Adapter (with NC10 and NC12 tool racks)

PRODUCT NO.	HEIGHT	NO. OF UPRIGHTS
WM35-7201	72"	1
WM35-7202	72"	2
WM35-7203	72"	3

WALL-MOUNTED UTILITY PANEL

WM57 / WM5B



- Painted steel utility panel: WM57
- Stainless steel utility panel: WM5B
- For storing small- and medium-sized tools with visual identification close to the user or in a store
- Completely flat surface for easy visual identification with photos, P-touch, stickers or WM91 vinyl decals
- The panels overlap to anchor in the same anchoring zones
- Two widths available: 16" (16 holes) and 24" (24 holes)
- The installation hardware is between two panels for easy assembly
- 16"W: Vertical installation and conforms with architectural standards with uprights spaced 16" c/c
- Compatible with WM9F, WM9G, WM9H, WM9J and WM9L light-duty hooks, and WM9A and WM9B heavy-duty hooks
- Compatible with WM9C rails, and WM9D, WM9M, WM9N, WM9P and WM9Q holders
- Compatible with WM21 shelves, [see page 98](#)
- To order: Specify the height required: 18", 24", 36", 48" or 72"

PRODUCT NO.	FINISH	WIDTH
WM57-16_	Painted Steel	16"
WM57-24_	Painted Steel	24"
WM5B-16_	Stainless Steel	16"
WM5B-24_	Stainless Steel	24"

FINISHING PANEL

WM58 / WM5D



- Painted steel panel: WM58
- Stainless steel panel: WM5D
- Finishing panel for the end of a wall panel layout
- Quick and easy installation
- Creates a neater appearance
- To order: Specify the type of steel required, e.g., WM58-36

PRODUCT NO.	HEIGHT
WM_-18	18"
WM_-24	24"
WM_-36	36"
WM_-48	48"
WM_-72	72"

NOTE: Compatible with a wall panel of the same height, e.g., WM58-36 is only compatible with WM57-1636.

WALL-MOUNTED PLASTIC BIN PANEL

WM5C




- Holds RG20 plastic bins
- Compatible with all commercially available brands of plastic bins with a hanging lip
- Quick and easy installation
- The panels overlap to anchor in the same anchoring zones
- Two widths available: 16" and 24"
- 16"W: Vertical installation and conforms with architectural standards with uprights spaced 16" c/c
- To order: Specify the height required: 18", 24", 36", 48" or 72"

PRODUCT NO.	WIDTH
WM5C-16_	16"
WM5C-24_	24"

COMPONENTS

HOOKS AND HOLDERS

LIGHT-DUTY HOOKS



Our family of hooks makes it possible for you to store several types of parts, tools and accessories adequately. Compatible with the panels currently available on the market (1/4" holes), Rousseau utility panels (WM57, WM59, WM5A, WM5B, SH67, SH68, SH69, SH77, SH79, SR79, RC02, RC93 and RC94).

TYPE/PACK	DIMENSIONS	PRODUCT NO.
Straight hooks/20	1 1/2"D	WM9F-150
Single hooks/20	1 1/2" dia.	WM9G-150
Single hooks/20	2" dia.	WM9G-200
Double back single hooks/10	3"D	WM9H-03
Double back single hooks/10	5"D	WM9H-05
Double back double hooks/10	3"D	WM9J-03
Double back double hooks/10	5"D	WM9J-05
Drill holder/1	5"W x 3 1/2"D	WM9L-01

HEAVY-DUTY SQUARE HOOK

WM9A




- Hooks onto utility panels (WM57, WM59, WM5A, WM5B, SH67, SH68, SH69, SH77, SH79, SR79, RC02, RC93 and RC94)
- Flat surface on top
- Raised end to prevent accessories or tools from sliding off
- Hook-on installation
- Includes side notches for extra stability
- 50lb. load capacity
- Sold individually
- 1"W (two holes)
- Color: black

PRODUCT NO.	LENGTH
WM9A-03	3"
WM9A-06	6"
WM9A-12	12"

HEAVY-DUTY ROUND HOOK

WM9B



- Hooks onto utility panels (WM57, WM59, WM5A, WM5B, SH67, SH68, SH69, SH77, SH79, SR79, RC02, RC93 and RC94)
- 3/4" dia. tube
- Tools and accessories slide on and off easily
- Hook-on installation
- Includes side notches for extra stability
- 50lb. load capacity
- Sold individually
- Hook base: 2"W (three holes) x 5"H
- Color: black

PRODUCT NO.	LENGTH
WM9B-03	3"
WM9B-06	6"
WM9B-12	12"

PLASTIC BIN RAIL

WM9C



- Hooks onto utility panels (WM57, WM59, WM5A, WM5B, SH67, SH68, SH69, SH77, SH79, SR79, RC02, RC93 and RC94)
- Plastic bins hook onto the rail for efficient storage of small parts
- Hook-on installation
- Includes side notches for extra stability
- Compatible with all brands of plastic bins with hanging lip on the market
- Compatible with RG20 plastic bins
- Bins sold separately
- Widths available: 6" (7 holes), 9" (10 holes), 12" (13 holes), 15" (16 holes), 20" (21 holes), 23" (24 holes) and 26" (27 holes)
- To order: specify the width required

PRODUCT NO.	HEIGHT
WM9C-__	3"

CAN HOLDER

WM9D



- Hooks onto utility panels (WM57, WM59, WM5A, WM5B, SH67, SH68, SH69, SH77, SH79, SR79, RC02, RC93 and RC94)
- Ideal for storing various items of different sizes, such as aerosol cans
- Hook-on installation
- Includes side notches for extra stability
- Widths available: 6" (7 holes), 9" (10 holes), 12" (13 holes), 14" (15 holes), 15" (16 holes) and 20" (21 holes)
- To order: specify the width required

PRODUCT NO.	D x H
WM9D-__	3" x 4"

PLIERS HOLDER

WM9M




- Hooks onto utility panels (WM57, WM59, WM5A, WM5B, SH67, SH68, SH69, SH77, SH79, SR79, RC02, RC93 and RC94)
- Holds up to six pliers

PRODUCT NO.	W×D×H
WM9M-01	9"×2" ½×2"

SCREWDRIVER HOLDER

WM9N



- Hooks onto utility panels (WM57, WM59, WM5A, WM5B, SH67, SH68, SH69, SH77, SH79, SR79, RC02, RC93 and RC94)
- Holds 6-12 screwdrivers

PRODUCT NO.	VERSION	W×D×H
WM9N-01	Single	9"×1" ½×2"
WM9N-02	Double	9"×3" ¼×2"

LONG TOOL HOLDER

WM9Q



- Hooks onto utility panels (WM57, WM59, WM5A, WM5B, SH67, SH68, SH69, SH77, SH79, SR79, RC02, RC93 and RC94) for hanging long tools
- Holds up to three long tools
- Easy to install
- Color: black

PRODUCT NO.	W×D×H
WM9Q-08	8"×3"×4"

WIRE SPOOL AND ROLL HOLDER

WM9P



- Hooks onto utility panels (WM57, WM59, WM5A, WM5B, SH67, SH68, SH69, SH77, SH79, SR79, RC02, RC93 and RC94)
- Ideal for wire spools or paper towel rolls
- Tube diameter: ¾"
- Load capacity: 50lb.

PRODUCT NO.	WIDTH	NO. OF HOLES
WM9P-0901	9"	10
WM9P-1201	12"	13
WM9P-1501	15"	16
WM9P-2001	20"	21
WM9P-2301	23"	24
WM9P-2601	26"	27



COMPONENTS

5S IDENTIFICATION



With a wide selection of identification accessories, you can organize your workspace more efficiently. Easy identification of parts, tools and accessories boosts your team's efficiency, facilitates stock taking, increases productivity and prevents expensive tools from being misplaced or lost. Taking the time to organize things well can save you time and money.

ACCESSORIES	PRODUCT NO.	CATALOG PAGE
1"H label holders	RG51	p. 243
Labels for label holders	RG53	p. 243
1"H label holders with adhesive	RG52	p. 243
1 ¾"H label holders	RG54	p. 243
1 ¾"H label holders with adhesive	RG55	p. 243
Handle protector	RF70	p. 243
Handle labels	RF71	p. 243
Vinyl rub-on identification decal	WM91-01J	p. 98



DRAWER ACCESSORIES



We offer a wide variety of drawer accessories that integrate with each other to help you organize and locate small parts. They are ideal for high-density storage and ensure you retain space for growth.

ACCESSORIES	PRODUCT NO.	CATALOG PAGE
Front to back partition	RG00	p. 242
Side to side partition	RG01	p. 242
Divider	RG10	p. 242
Plastic bins	RG20	p. 245
Divider for plastic bins	RG22/RG24	p. 245
Groove tray	RG35	p. 245
Divider for groove trays	RG39	p. 245
Tool foam	RG42	p. 244

PLASTIC BIN



RG20



- For easier storing, moving and managing of small parts Lightweight and durable
- 45° angled rim for easy identification of bin contents and removal of bins
- Compatible with WM55, WM5C and RC04 plastic bin panels, and WM28 / WM9C plastic bin rails
- 6" plastic bins can be subdivided

DIMENSIONS			PRODUCT NO.		
W	D	H	BIN	PARTITION	DIVIDER
3"	3"	2"	RG20-030302	-	-
4"	3"	2"	RG20-040302	-	-
6"	3"	2"	RG20-060302	RG22-0302	-
6"	6"	2"	RG20-060602	RG22-0602	RG24-0602
3"	3"	3"	RG20-030303	-	-
4"	3"	3"	RG20-040303	-	-
6"	3"	3"	RG20-060303	RG22-0303	-
6"	6"	3"	RG20-060603	RG22-0603	RG24-0603

NOTE: Height 2" = 1½" real
Height 3" = 2½" real

WALL-MOUNTED WORKSTATIONS

WALL-MOUNTED WORKBENCH WITH WALL-MOUNTED CABINET



R5WH5-6010

DIMENSIONS			TYPE OF TOP		
W	D	PAINTED STEEL	STAINLESS STEEL	LAMINATED HARDWOOD	PLASTIC LAMINATE
60"	30"	R5WH5-1010	R5WH5-6010	R5WH5-2010	R5WH5-3010

- 1 top of your choice
- 2 wall mounted open legs
- 2 leg crossbars
- 1 shelf
- 2 wall cabinets

NOTE: The leg height is 28" and top thickness is 1¾".

WALL-MOUNTED OPEN LEG

WS95



- Load capacity: 500lb. per leg,
- 1,000lb. per pair (if wall and wall anchoring are of sufficient strength)
- Anchoring hardware not provided by Rousseau
- Intended for 24"D, 30"D and 36"D tops
- Compatible with all types of top available from Rousseau
- Compatible with WS18 back stops, WM10 uprights and WM11 bench frame
- WS96 crossbars and a 12"D WS50 shelf (optional add-on) can be installed on this product

PRODUCT NO.	D×H
WS95-2428	22 5/8" × 29 7/16"

CROSSBAR FOR WALL-MOUNTED LEG

WS96



- For installation of a 12"D WS50 shelf between two WS95 wall-mounted legs

PRODUCT NO.	DEPTH
WS96-24	13 3/4"