

RECORD STORAGE



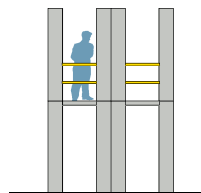
CDSA, City of Quebec



The unique and highly functional common post is the cornerstone of the structure. Its unique tubular T shape provides up to seven fixing zones for different applications. It also has a hollow center to prevent interference between sections.



Record storage units can be combined with the industrial Spider® Shelving System.



All vertical space can be put to use by combining the Spider® record storage system with two-level shelving.



Shelves are installed on the posts with compression clips. The beams hook onto the front of the post and can support steel, wood and wire mesh decking.

INDEX	PAGE(S)
Record Storage	260
Preconfigured Models	261
Components	262-263

RECORD STORAGE

With a Rousseau record storage system, wasted space is no longer a problem. Our shelving system was specially designed to accommodate all popular sizes of record storage boxes. Thanks to the design of the system's unique post, our system is also fully compatible with all other industrial shelving accessories.

Do you need more storage space than you originally thought? With catwalk mezzanines and deck-over shelving, our multi-level shelving systems could be exactly what you're looking for. Talk to one of our specialists to find a solution tailored to your unique requirements.

NOTE: The unique design of the Spider® post is a trademark of Rousseau Metal Inc.

SHELVING FOR RECORD STORAGE

- Capacity: up to 48 boxes (12"W × 15"D × 10¼"H each)
- Order double stacked models with four shelves (right) for light boxes, and single stacked models with eight shelves (left) for heavier boxes
- System has been designed for high-rise shelving
- Four or eight shelves depending on the model
- Boxes not included
- To order a back-to-back unit, add B to the product number

DOUBLE STACKED

STARTER UNIT	ADD-ON UNIT	W×D×H	NO. OF BOXES/LEVEL	NO. OF SHELVES	TOTAL BOXES/UNIT	LOAD CAPACITY PER SHELF
SRD8050_	SRA8050_	42" × 15" × 75"	6	4	24	650 lb.
SRD8051_	SRA8051_	42" × 30" × 75"	12	4	48	600 lb.



SINGLE STACKED

STARTER UNIT	ADD-ON UNIT	W×D×H	NO. OF BOXES/LEVEL	NO. OF SHELVES	TOTAL BOXES/UNIT	LOAD CAPACITY PER SHELF
SRD8052_	SRA8052_	42" × 15" × 87"	3	8	24	650 lb.
SRD8053_	SRA8053_	42" × 30" × 87"	6	8	48	600 lb.

MINI-RACKING FOR RECORD STORAGE

- Capacity: up to 80 boxes (12"W × 15"D × 10¼"H each)
- Save between 10% and 15% of shelving space compared to similar products on the market
- Four levels with medium-duty beams
- Total height with boxes: 95", suitable for 8'H spaces Height without boxes: 75"
- Boxes not included
- To order a unit with steel decking, add S to the product number
- To order a unit without decking (e.g., for use with wood decking), leave the product number as is

STARTER UNIT	ADD-ON UNIT	W×D×H	NO. OF BOXES/LEVEL	NO. OF SHELVES	TOTAL BOXES/UNIT	LOAD CAPACITY PER SHELF
SRD8005_	SRA8005_	42" × 16" × 75"	6	4	24	1000 lb.
SRD8006_	SRA8006_	42" × 32" × 75"	12	4	48	1025 lb.
SRD8003_	SRA8003_	66" × 15" × 75"	10	4	40	725 lb.
SRD8007_	SRA8007_	66" × 16" × 75"	10	4	40	725 lb.
SRD8004_	SRA8004_	66" × 30" × 75"	20	4	80	700 lb.
SRD8008_	SRA8008_	66" × 32" × 75"	20	4	80	700 lb.



NOTE: *Wood decking is not available from Rousseau.

COMPONENTS

POSTS, BRACES AND BOX SHELVES

SHELVING AND MINI-RACKING POSTS

SR10 / SH10



- Tubular T shape
- provides up to seven fixing zones
- Includes perforations spaced 1" apart c/c on each side for easy adjustment of shelves
- 14ga steel
- Options:
 - SR10 universal post with perforated front surface for adding Mini-Racking or multi-level shelving
 - SH10 shelving post with smooth front surface for a neater finish

SR POST	SH POST	HEIGHT
SR10-075	SH10-075	75"
SR10-087	SH10-087	87"
SR10-099	SH10-099	99"
SR10-111	SH10-111	111"
SR10-123	SH10-123	123"

NOTES: Other sizes are available. Contact your customer service representative for more information.

SH posts are for shelving applications only.

The unique design of the Spider® post is a trademark of Rousseau Metal Inc.

BACK SWAY BRACE

SH33




- X-shaped factory-assembled brace
- Easy to install
- Recommendations:
 - For 99"H uprights and shorter: one brace
 - For uprights higher than 99"H: two braces

PRODUCT NO.	WIDTH
SH33-42	42"

NOTE: Please refer to technical guide S58 or contact your customer service representative for exact placement of the brace.

MINI-RACKING LADDER BRACES

SR30



Single ladder brace for 15"D and 16"D units




Double interlocked ladder brace for 30"D and 32"D units

- Sold in pairs
- Recommendations:
 - One pair per 99"H upright and shorter
 - For uprights higher than 99"H, please contact your customer service representative
- For 30"D and 32"D units, the ladder braces interlock as shown. The pair of ladder braces supplied with these models are double ladder braces

PRODUCT NO.	DEPTH
SR30-15	15"
SR30-16	16"
SR30-30	30"
SR30-32	32"

SIDE BRACES

SH34



- Sold in pairs
- Enables uprights to be attached in a "ladder" for easier assembly
- Recommendations:
 - 99"H uprights or shorter: one pair of side braces
 - For uprights higher than 99"H: please refer to technical guide S58 or contact your customer service representative

PRODUCT NO.	DEPTH
SH34-15	15"
SH34-30	30"

BOX SHELF

SH20 / SH21




- BOX-type shelf with roll-formed and welded front and back edges
- 20ga steel Thickness: 1 1/4"
- Includes four sturdy and compact SH60 clips
- Includes perforations spaced 3" apart c/c for installing dividers

PRODUCT NO.	W x D	LOAD CAPACITY*
SH20-4215	42" x 15"	650 lb.
SH21-4230	42" x 30"	600 lb.

NOTE: * Shelving load capacity tests are based on ANSI MH28.1 Shelving Manufacturer Association (SMA) standards. These load capacities include a safety factor and are valid for an evenly distributed load.

BACK-TO-BACK SPACERS

SR48



- Sold in pairs
- For joining two Mini-Racking sections back to back with a 1" space between posts for beam adjustment

PRODUCT NO.
SR48

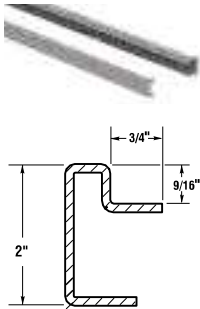


CDSA, City of Québec

BEAMS, TIE BARS AND WOOD DECKING

MEDIUM-DUTY BEAMS

SR21



- Sold in pairs
- 14ga steel
- Install on the front of posts. Height can be adjusted in 2" increments c/c
- Held in place with two safety clips

PRODUCT NO.	W × H
SR21-42	42" × 2"
SR21-66	66" × 2"

MEDIUM-DUTY TIE BAR

SR25 / SR26



- Hooks onto the inside of SR21 beams
- Galvanized steel

PRODUCT NO.	DEPTH
SR25-15	15"
SR25-16	16"
SR25-30	30"
SR25-32	32"

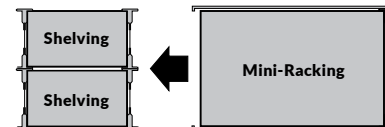
WOOD DECKING DIMENSIONS AND LOAD CAPACITIES

Wood panels must be cut to the dimensions specified in this chart.

UPRIGHT ASSEMBLY DEPTH	BEAM WIDTH (LOAD CAP. IN LB.)*		NO. OF TIE BARS
	42"	66"	
15"	40 3/4" × 14 3/8" (1000)	64 3/4" × 14 3/8" (725)	1
16"	40 3/4" × 15 5/8" (1000)	64 3/4" × 15 5/8" (725)	1
30"	40 3/4" × 29 3/8" (1025)	64 3/4" × 29 3/8" (700)	2
32"	40 3/4" × 31 3/8" (1025)	64 3/4" × 31 3/8" (700)	2

Mini-Racking units in these sizes can be joined to back-to-back shelving units of the same depth.

Wood decking is not available from Rousseau. Our beams are designed to support plywood or particle board panels at least 5/8" thick.



NOTE: *Shelving load capacity tests are based on ANSI MH28.2 Shelving Manufacturer Association (SMA) standards. These load capacities include a safety factor and are valid for an evenly distributed load. The capacities specified are in pounds.

INSTALLATION ACCESSORIES

FLOOR ANCHOR PLATE

SH45



- Sold individually
- Attaches to the post for anchoring shelving sections to the ground. Distributes the load over a larger surface and protects the floor
- 12ga steel

PRODUCT NO.
SH45

SHIM PLATE

SH46



- Sold individually
- Levels shelving units on uneven surfaces
Slides under SH45 floor anchor plates
- 12ga or 16ga galvanized steel

PRODUCT NO.	THICKNESS
SH46-12	12 gauge (0.100")
SH46-16	16 gauge (0.060")

FLOOR ANCHORING HARDWARE

SH47



- Anchors shelving to the ground
- Includes four bolts for concrete floors

PRODUCT NO.
SH47-04

WALL SPACER

SR47



- Anchors shelving to the wall
- Adjusts from 3" to 4"
- Wall anchoring hardware not included (holes are 5/16" dia.)

PRODUCT NO.
SR47-0304