



| INDEX | PAGE(S) |
|--------------------------|----------------|
| <u>The MultiTek Cart</u> | <u>192-195</u> |
| Preconfigured Models . . | 196-204 |
| Accessories | 205-207 |

MULTITEK CART

The MultiTek Cart is an ergonomic and multifunctional cart. In an innovative leap forward from standard cart solutions, not only does it transport tools, parts and other items, it also functions as a small portable workstation.

Many configurations are possible, ranging from minimalist to fully equipped. A wide range of accessories can be installed, so you can keep your tools organized and always on hand in your own personalized and mobile workstation.

Cart models with drawers include a lock-in mechanism and those with a cover have a standard lock. PVC liners are also available as optional accessories.

Heavy-duty and maneuverable, the MultiTek Cart is the ideal companion to help you perform your daily tasks.



LIFETIME WARRANTY

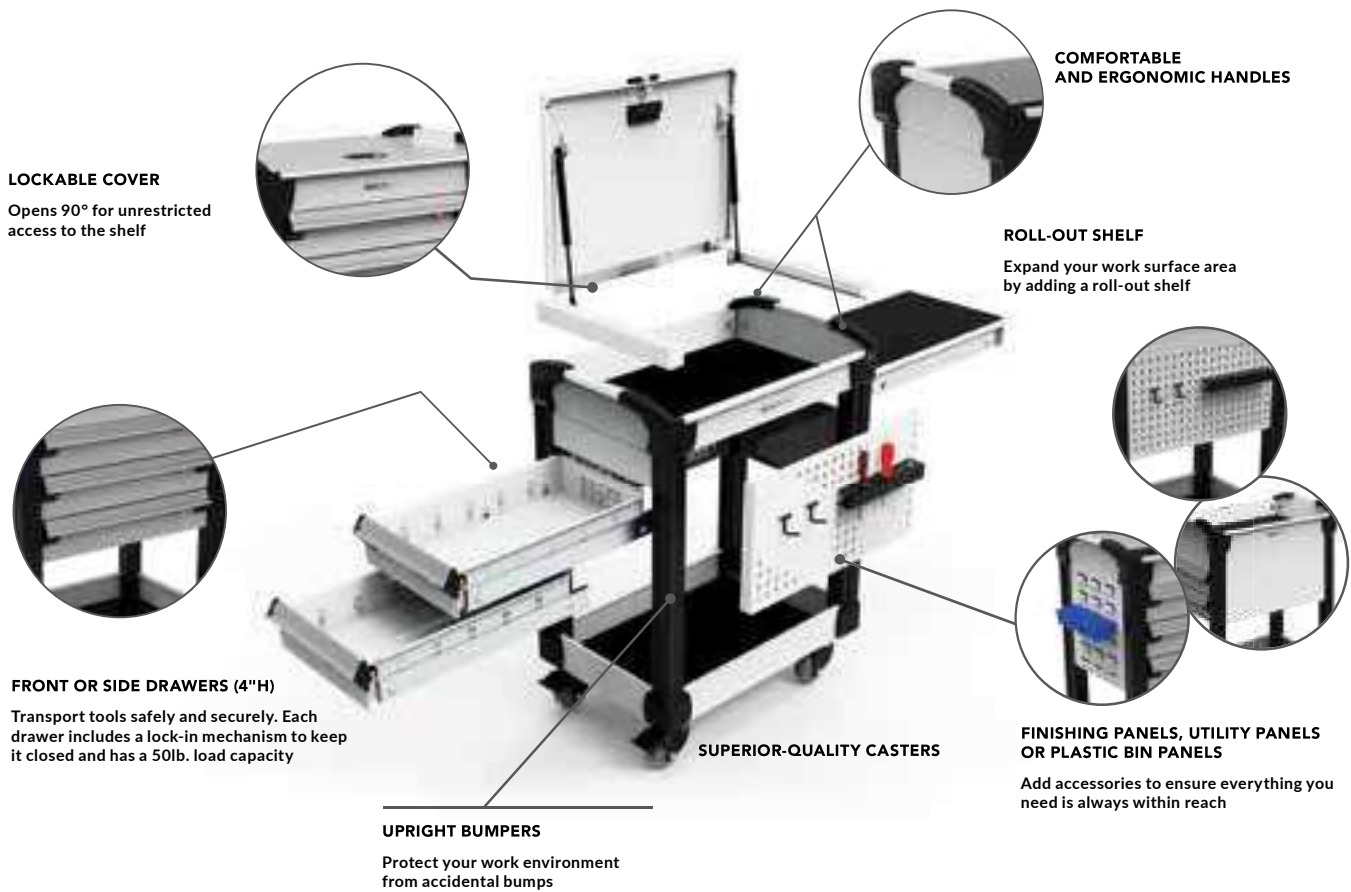
The Rousseau drawer rolling mechanism is covered by a lifetime warranty.



REGISTERED INDUSTRIAL DESIGN

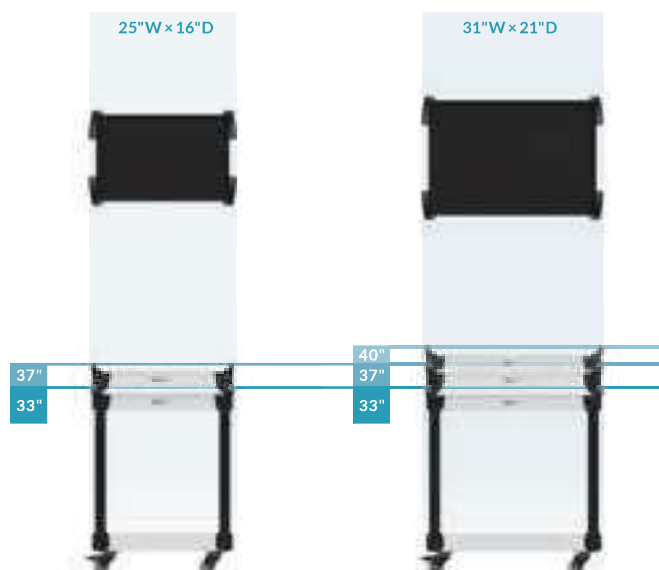


THE ROUSSEAU DIFFERENCE



GENERAL DIMENSIONS

CARTS WITH 3\"H CASTERS



CARTS WITH 5\"H CASTERS

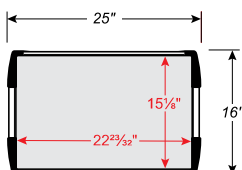


SHELF AND INTERMEDIATE SHELF DIMENSIONS

25"W x 16"D CART

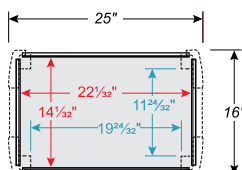
TOP SHELF

Usable Space* = 2.4 ft²



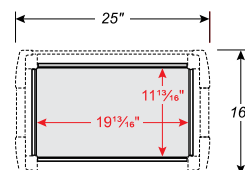
BOTTOM SHELF

Usable Space =
Without RV10 Posts = 2.2 ft²
With RV10 Posts = 2.1 ft²



INTERMEDIATE SHELF

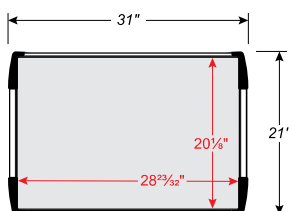
Usable Space = 1.6 ft²



31"W x 21"D CART

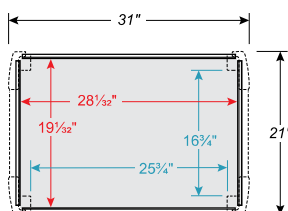
TOP SHELF

Usable Space* = 4.0 ft²



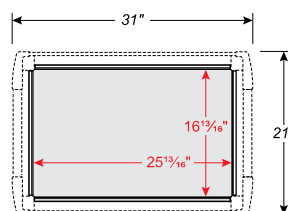
BOTTOM SHELF

Usable Space =
Without RV10 Posts = 3.7 ft²
Without RV10 Posts = 3.0 ft²



INTERMEDIATE SHELF

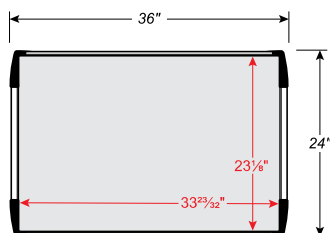
Usable Space = 3.0 ft²



36"W x 24"D CART

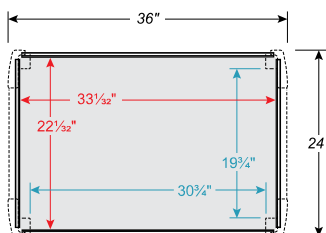
TOP SHELF

Usable Space* = 5.4 ft²



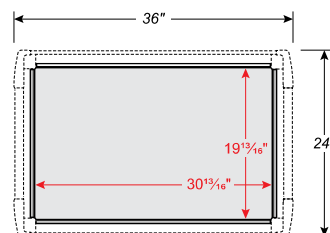
BOTTOM SHELF

Usable Space =
Without RV10 Posts = 5.1 ft²
Without RV10 Posts = 4.2 ft²



INTERMEDIATE SHELF

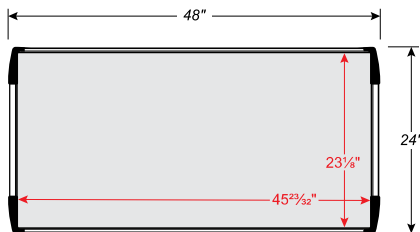
Usable Space = 4.2 ft²



48"W x 24"D CART

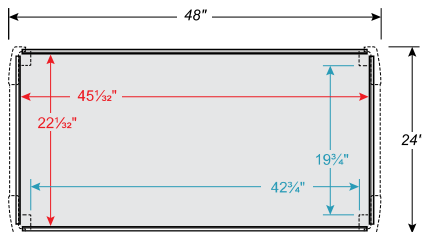
TOP SHELF

Usable Space* = 7.3 ft²



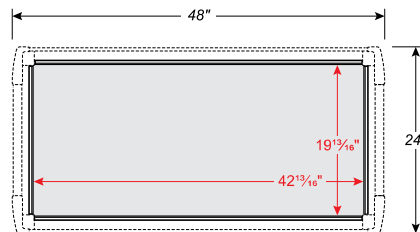
BOTTOM SHELF

Usable Space =
Without RV10 Posts = 6.9 ft²
Without RV10 Posts = 5.9 ft²



INTERMEDIATE SHELF

Usable Space = 5.9 ft²



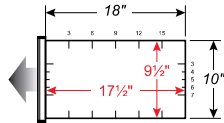
NOTE: * The clearance corresponds to the space between the plastic end caps, which reduces the usable space.

DRAWER AND ROLL-OUT SHELF DIMENSIONS

25"W x 16"D CART

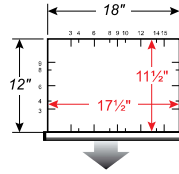
SIDE DRAWER

Usable Space = 1.2 ft²



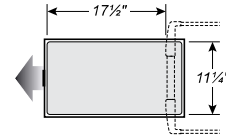
FRONT DRAWER

Usable Space = 1.4 ft²



SIDE ROLL-OUT SHELF

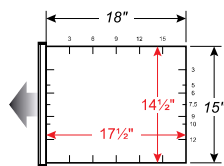
Usable Space = 1.4 ft²



31"W x 21"D CART

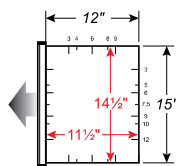
SIDE DRAWER

Usable Space = 1.8 ft²



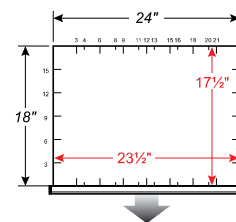
SIDE HALF-DRAWER (BACK-TO-BACK DRAWERS)

Usable Space = 1.2 ft²



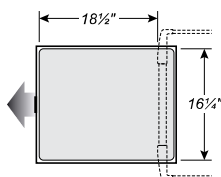
FRONT DRAWER

Usable Space = 2.9 ft²



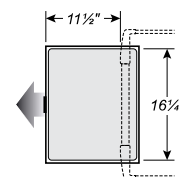
SIDE ROLL-OUT SHELF

Usable Space = 2.1 ft²



SIDE ROLL-OUT HALF-SHELF (BACK-TO-BACK ROLL-OUT SHELVES)

Usable Space = 1.3 ft²

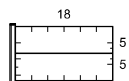


PRECONFIGURED MODELS

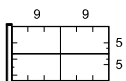
DRAWER COMPARTMENTS

SIDE DRAWERS FOR 25"W × 16"D CART

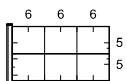
PARTITIONS AND DIVIDERS



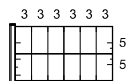
ROGBS-A010004
2 COMPARTMENTS



ROGBS-A010204
4 COMPARTMENTS



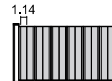
ROGBS-A010404
6 COMPARTMENTS



ROGBS-A011004
12 COMPARTMENTS



ROGBS-T01004
10 GROOVE TRAYS



ROGBS-T01204
12 GROOVE TRAYS

PLASTIC BINS



ROGBS-E01204
12 BINS



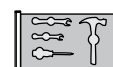
ROGBS-E01404
14 BINS



ROGBS-E01504
15 BINS



ROGBS-J0104
PROTECTIVE FOAM



ROGBS-J0204
TOOL FOAM

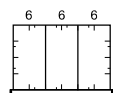


ROGBS-J0304
COLLET FOAM

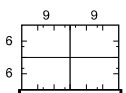


FRONT DRAWERS FOR 25"W × 16"D CART

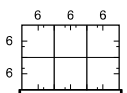
PARTITIONS AND DIVIDERS



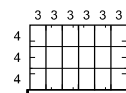
ROGBF-A020004
3 COMPARTMENTS



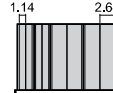
ROGBF-A010204
4 COMPARTMENTS



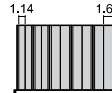
ROGBF-A020304
6 COMPARTMENTS



ROGBF-A051204
18 COMPARTMENTS



ROGBF-T00804
8 GROOVE TRAYS




ROGBF-T01004
10 GROOVE TRAYS


PLASTIC BINS



ROGBF-E00604
6 BINS



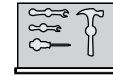
ROGBF-E01204
12 BINS



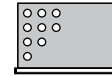
ROGBF-E01304
13 BINS



ROGBF-J0104
PROTECTIVE FOAM



ROGBF-J0204
TOOL FOAM



ROGBF-J0304
COLLET FOAM



NOTES: * Two dividers included with each groove tray.

Preconfigured drawer layouts can be added to the MultiTek Cart preconfigured, [see pages 199-200](#).

Preconfigured drawer layouts include subdividing accessories only (not the drawer).

SIDE HALF-DRAWERS FOR 31"W × 21"D CART

| PARTITIONS AND DIVIDERS | | | | GROOVE TRAYS * | |
|---------------------------------|---------------------------------|---------------------------------|---------------------------------|--------------------------------|--------------------------------|
| | | | | | |
| RONHB-A010004 2 COMPARTMENTS | RONHB-A010204 4 COMPARTMENTS | RONHB-A020304 6 COMPARTMENTS | RONHB-A020604 9 COMPARTMENTS | RONHB-T00604 6 GROOVE TRAYS | RONHB-T00804 8 GROOVE TRAYS |
| PLASTIC BINS | | | | FOAM | |
| | | | | | |
| RONHB-E01204 12 BINS | RONHB-E01304 13 BINS | RONHB-E02004 20 BINS | RONHB-J0104 PROTECTIVE FOAM | RONHB-J0204 TOOL FOAM | RONHB-J0304 COLLET FOAM |
| <p>Sold without cut-outs</p> | | | | | |

SIDE DRAWERS FOR 31"W × 21"D CART

| PARTITIONS AND DIVIDERS | | | | GROOVE TRAYS * | |
|---------------------------------|---------------------------------|---------------------------------|----------------------------------|--------------------------------|---------------------------------|
| | | | | | |
| RONHS-A010004 2 COMPARTMENTS | RONHS-A010204 4 COMPARTMENTS | RONHS-A010404 6 COMPARTMENTS | RONHS-A042504 30 COMPARTMENTS | RONHS-T00804 8 GROOVE TRAYS | RONHS-T01004 10 GROOVE TRAYS |
| PLASTIC BINS | | | | FOAM | |
| | | | | | |
| RONHS-E01204 12 BINS | RONHS-E01804 18 BINS | RONHS-E02104 21 BINS | RONHS-J0104 PROTECTIVE FOAM | RONHS-J0204 TOOL FOAM | RONHS-J0304 TOOL FOAM |
| <p>Sold without cut-outs</p> | | | | | |

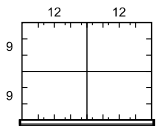
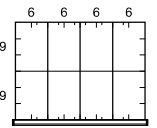
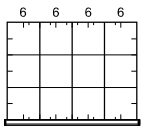
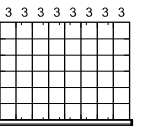
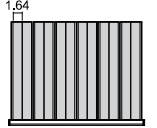
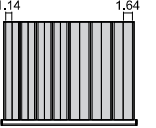
NOTES: * Two dividers included with each groove tray.

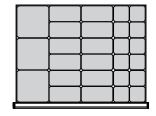
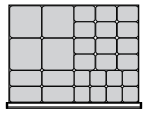
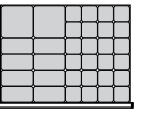

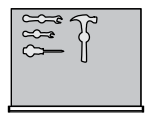
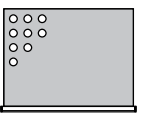
Preconfigured drawer layouts can be added to the MultiTek Cart preconfigured, [see pages 201-202](#).


Preconfigured drawer layouts include subdividing accessories only (not the drawer).

PRECONFIGURED MODELS

FRONT DRAWERS FOR 31"W × 21"D CART

| PARTITIONS AND DIVIDERS | | | | GROOVE TRAYS* | |
|-----------------------------------------------------------------------------------|-----------------------------------------------------------------------------------|-----------------------------------------------------------------------------------|------------------------------------------------------------------------------------|-------------------------------------------------------------------------------------|-------------------------------------------------------------------------------------|
|  |  |  |  |  |  |
| RONHF-A010204 4 COMPARTMENTS | RONHF-A030404 8 COMPARTMENTS | RONHF-A030804 12 COMPARTMENTS | RONHF-A074004 48 COMPARTMENTS | RONHF-T01204 12 GROOVE TRAYS | RONHF-T01404 14 GROOVE TRAYS |

| PLASTIC BINS | | | FOAM | | |
|-----------------------------------------------------------------------------------|-----------------------------------------------------------------------------------|-----------------------------------------------------------------------------------|-----------------------------------------------------------------------------------|-------------------------------------------------------------------------------------|-------------------------------------------------------------------------------------|
|  |  |  |  |  |  |
| RONHF-E02704 27 BINS | RONHF-E02804 28 BINS | RONHF-E03404 34 BINS | RONHF-J0104 PROTECTIVE FOAM | RONHF-J0204 TOOL FOAM | RONHF-J0304 COLLET FOAM |



Sold without cut-outs

NOTES: * Two dividers included with each groove tray.
 Preconfigured drawer layouts can be added to the MultiTek Cart preconfigured, [see pages 201-202](#).
 Preconfigured drawer layouts include subdividing accessories only (not the drawer).



25"W x 16"D CARTS



RV-GB__00K_01

The 25"W x 16"D MultiTek Cart is compact and easy to maneuver. It offers plenty of storage space and multiple configurations

- Total load capacity: 600lb.
- Add intermediate shelves to transport more items
- The top, intermediate and bottom shelves each have a 150lb. load capacity
- The 4"H front and side drawers have a 50lb. load capacity and include a lock-in mechanism to prevent the drawers from opening by themselves
- The side roll-out shelf is lined with a rubber mat, has a 15lb. total load capacity and provides an extra work surface
- The cover features strategically placed gas springs to allow access to the top shelf when open. It is also equipped with a lock to secure the contents when closed
- For available accessories, [see pages 205-206](#)

SPECIFY THE HEIGHT, MAT AND LOCK REQUIRED

Height:
33" = 33 37" = 37

Rubber Mat on each shelf:
With = 0 Whitout = 1

Drawer Lock = L3

RV-GB__A1F_02__B

IMPORTANT

All models with shelves only are sold non-assembled.

FRONT DRAWER



PRODUCT NO.

RV-GB__A1F_04__B

2 FRONT DRAWERS



PRODUCT NO.

RV-GB__A2F_04__B

FRONT DRAWER, SIDE ROLL-OUT SHELF



PRODUCT NO.

RV-GB__A1F_02__B

2 FRONT DRAWERS, SIDE ROLL-OUT SHELF



PRODUCT NO.

RV-GB__A2F_02__B

FRONT DRAWER, COVER, UTILITY PANEL



PRODUCT NO.

RV-GB__A1UC10__B¹

2 FRONT DRAWERS, COVER, UTILITY PANEL, UPRIGHT BUMPERS



PRODUCT NO.

RV-GB__A2UC12__B¹

NOTE: ¹ For this model without a rubber mat replace the letter C with L.

PRECONFIGURED MODELS

SIDE DRAWER



PRODUCT NO.
RV-GB__S1F_04__B

2 SIDE DRAWERS



PRODUCT NO.
RV-GB__S2F_04__B

2 SIDE DRAWERS,
SIDE ROLL-OUT SHELF



PRODUCT NO.
RV-GB__S2F_06__B

2 SIDE DRAWERS,
SIDE ROLL-OUT SHELF, COVER,
UTILITY PANELS, UPRIGHT BUMPERS



PRODUCT NO.
RV-GB__S2X_02__B

SIDE DRAWER, SIDE ROLL-OUT SHELF



PRODUCT NO.
RV-GB__S1F_06__B

SIDE ROLL-OUT SHELF



PRODUCT NO.
RV-GB__00F_01



31"W x 21"D CARTS



The 31"W x 21"D cart offers plenty of storage space and multiple configurations. With this size, you can have roll-out shelves or drawers on both sides of the cart

- Total load capacity: 600lb.
- Add intermediate shelves to transport more items
- The top, intermediate and bottom shelves each have a 150lb. load capacity
- The 4"H front and side drawers have a 50lb. load capacity and include a lock-in mechanism to prevent the drawers from opening by themselves
- The side roll-out shelf is lined with a rubber mat, has a 15lb. total load capacity and provides an extra work surface
- The cover features strategically placed gas springs to allow access to the top shelf when open. It is also equipped with a lock to secure the contents when closed
- For available accessories, [see pages 205-206](#)

SPECIFY THE HEIGHT, MAT AND LOCK REQUIRED

Height:
33" = 33
37" = 37
40" = 40

Rubber Mat on each shelf:
With = 0 Whitout = 1

Drawer Lock = L3

RV-NH__A1F_02__B

IMPORTANT

All models with shelves only are sold non-assembled.

SIDE DRAWER



PRODUCT NO.

RV-NH__S1F_04__B

2 SIDE DRAWERS



PRODUCT NO.

RV-NH__S2F_04__B

3 SIDE DRAWERS



PRODUCT NO.

RV-NH__S3F_04__B

3 FRONT DRAWERS, COVER, PLASTIC BIN PANEL, UPRIGHT BUMPERS



PRODUCT NO.

RV-NH__A3X_02__B

3 FRONT DRAWERS, COVER, UTILITY PANEL, UPRIGHT BUMPERS



PRODUCT NO.

RV-NH__A3UC16__B¹

SIDE ROLL-OUT SHELF



PRODUCT NO.

RV-NH__00F_01

NOTE: ¹ For this model without a rubber mat replace the letter C with L.

PRECONFIGURED MODELS

**FRONT DRAWER,
2 SIDE ROLL-OUT HALF-SHELVES**



PRODUCT NO.
RV-NH__A1F_06__B

**2 FRONT DRAWERS,
2 SIDE ROLL-OUT HALF-SHELVES**



PRODUCT NO.
RV-NH__A2F_06__B

**2 FRONT DRAWERS,
2 SIDE ROLL-OUT HALF-SHELVES,
COVER, UTILITY PANEL**



PRODUCT NO.
RV-NH__A2UC06__B¹

2 SIDE HALF-DRAWERS



PRODUCT NO.
RV-NH__B2F_02__B

**FRONT DRAWER,
2 SIDE HALF-DRAWERS**



PRODUCT NO.
RV-NH__M3F_02__B

2 SIDE ROLL-OUT HALF-SHELVES



PRODUCT NO.
RV-NH__00F_02

3 SHELVES



PRODUCT NO.
RV-NH__00K_07

3 SHELVES, UTILITY PANELS



PRODUCT NO.
RV-NH__00U_07

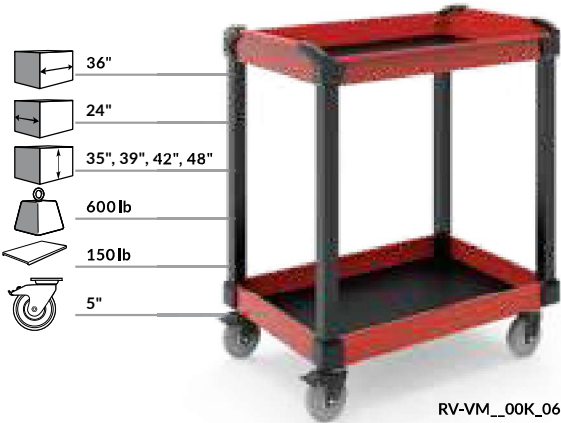
**3 SHELVES WITH TOOL FOAM²,
UTILITY PANEL, LONG TOOL HOLDER**



PRODUCT NO.
RV-NH__00U210²

NOTE: ¹For this model without a rubber mat replace the letter C with L. ²Sold without cut-outs.

36"W x 24"D CARTS



- The 36"W x 24"D MultiTek Cart is ideal for transporting large parts. You will find it quickly becomes indispensable in your department.
- Total load capacity: 600lb.
 - Add intermediate shelves to transport more items
 - The top, intermediate and bottom shelves each have a 150lb. load capacity
 - For available accessories, [see pages 205-206](#)

SPECIFY THE HEIGHT AND MAT

Height:

35" = 35 39" = 39

42" = 42 48" = 48

Rubber Mat on each shelf:

With = 0 Whitout = 1

RV-VM__00K_06

IMPORTANT

All models with shelves only are sold non-assembled.

2 SHELVES



PRODUCT NO.
RV-VM__00K_06

3 SHELVES



PRODUCT NO.
RV-VM__00K_08

4 SHELVES



PRODUCT NO.
RV-VM__00K_09

2 SHELVES, UTILITY PANELS



PRODUCT NO.
RV-VM__00U_06

3 SHELVES, UTILITY PANELS



PRODUCT NO.
RV-VM__00U_08

4 SHELVES, UTILITY PANELS



PRODUCT NO.
RV-VM__00U_09

PRECONFIGURED MODELS

48"W x 24"D CARTS



The 48"W x 24"D MultiTek Cart is ideal for transporting large parts. You will find it quickly becomes indispensable in your department.

- Total load capacity: 600lb.
- Add intermediate shelves to transport more items
- The top, intermediate and bottom shelves each have a 150lb. load capacity
- For available accessories, [see pages 205-206](#)

SPECIFY THE HEIGHT AND MAT

Height:
35" = 35 39" = 39
42" = 42 48" = 48

Rubber Mat on each shelf:
With = 0 Whitout = 1

RV-ZM__00K_06

IMPORTANT

All models with shelves only are sold non-assembled.

2 SHELVES



PRODUCT NO.
RV-ZM__00K_06

3 SHELVES



PRODUCT NO.
RV-ZM__00K_08

4 SHELVES



PRODUCT NO.
RV-ZM__00K_09

2 SHELVES, UTILITY PANELS



PRODUCT NO.
RV-ZM__00U_06

3 SHELVES, UTILITY PANELS



PRODUCT NO.
RV-ZM__00U_08

4 SHELVES, UTILITY PANELS



PRODUCT NO.
RV-ZM__00U_09

ACCESSORIES

INTERMEDIATE SHELF

RV25



- Load capacity: 150lb. per shelf, 600lb. max. per cart
- One or two shelves can be added to the cart
- Compatible with finishing panels, utility panels and plastic bin panels
- Thickness: 2"

| PRODUCT NO. | W × D |
|-------------|-----------|
| RV25-2516 | 25" × 16" |
| RV25-3121 | 31" × 21" |
| RV25-3624 | 36" × 24" |
| RV25-4824 | 48" × 24" |

NON-SLIP PVC LINER FOR SHELF

RV44 / RV74



- Protects items stored on a shelf
- One piece of 1/16"-thick
- To order a PVC Liner for a top or bottom shelf: [RV44](#)
- To order a PVC Liner for an intermediate shelf: [RV74](#)

| PRODUCT NO. | W × D |
|-------------|-----------|
| RV_-2516-01 | 25" × 16" |
| RV_-3121-01 | 31" × 21" |
| RV_-3624-01 | 36" × 24" |
| RV_-4824-01 | 48" × 24" |

TOOL FOAM FOR SHELF

RV47 / RV77



- Oil resistant and non-absorbent
- One piece of 1/4"-thick blue foam
- One piece of 1/2"-thick self-adhesive black foam
- To order tool foam for a top or bottom shelf: [RV47](#)
- To order tool foam for an intermediate shelf: [RV77](#)



Sold without cut-outs.

| PRODUCT NO. | W × D |
|-------------|-----------|
| RV_-2516-01 | 25" × 16" |
| RV_-3121-01 | 31" × 21" |
| RV_-3624-01 | 36" × 24" |
| RV_-4824-01 | 48" × 24" |

NOTE: Sold without cut-outs.

PROTECTIVE FOAM FOR SHELF

RV46 / RV76



- Protects items stored on a shelf
- One piece of 1/4"-thick blue foam
- To order protective foam for a top or bottom shelf: [RV46](#)
- To order protective foam for an intermediate shelf: [RV76](#)

| PRODUCT NO. | W × D |
|-------------|-----------|
| RV_-2516-01 | 25" × 16" |
| RV_-3121-01 | 31" × 21" |
| RV_-3624-01 | 36" × 24" |
| RV_-4824-01 | 48" × 24" |

UPRIGHT BUMPERS

RV63



- Kit of four protective bumpers
- Protects surrounding objects and the cart itself
- Made from soft PVC

| PRODUCT NO. | MULTITEK CART (W × D) | | |
|-------------|-----------------------|-----------|-----------|
| | 25" × 16" | 31" × 21" | 36" × 24" |
| RV63-29 | 33"H | 33"H | 35"H |
| RV63-33 | 37"H | 37"H | 39"H |
| RV63-36 | | 40"H | 42"H |
| RV63-42 | | | 48"H |

LONG TOOL HOLDER

WM9Q



- For storing long tools, e.g., pry bars
- Easy to install
- Holds up to three long tools;
- Space available for two smaller tools, e.g., screwdrivers

| PRODUCT NO. | W × D × H |
|-------------|--------------|
| WM9Q-08 | 8" × 2" × 4" |

NOTE: A range of holders, hooks and accessories are also available, see [pages 214-215](#).

ACCESSORIES

PVC DRAWER LINER

RV40



- Protects items stored in drawers
- 1/16" thick
- Can be used under partitions and dividers

| PRODUCT NO. | DRAWER | CART WIDTH |
|----------------|-----------|------------|
| RV40-1623-01S | Side | 25" |
| RV40-2131-01S | Side | 31" |
| RV40-2131-01S2 | Side Half | 31" |
| RV40-2516-01F | Front | 25" |
| RV40-3121-01F | Front | 31" |

PROTECTIVE FOAM FOR DRAWER

RV41



- Protects items stored in the drawer
- One piece of 1/4"-thick blue foam

| PRODUCT NO. | DRAWER | CART WIDTH |
|----------------|----------|------------|
| RV41-1623-01S | Side | 25" |
| RV41-2131-01S | Side | 31" |
| RV41-2131-01S2 | 1/2 Side | 31" |
| RV41-2516-01F | Front | 25" |
| RV41-3121-01F | Front | 31" |

NOTE: Partitions and dividers cannot be installed in the same drawer as this foam.

TOOL FOAM FOR DRAWER

RV42



- Oil resistant and non-absorbent
- One piece of 1/4"-thick blue foam
- One piece of 1/2"-thick self-adhesive black foam

| PRODUCT NO. | DRAWER | CART WIDTH |
|----------------|----------|------------|
| RV42-1623-01S | Side | 25" |
| RV42-2131-01S | Side | 31" |
| RV42-2131-01S2 | 1/2 Side | 31" |
| RV42-2516-01F | Front | 25" |
| RV42-3121-01F | Front | 31" |



Sold without cut-outs.

DRAWER LOCK

L3



- Drawer can be locked with the same key used for other products (cover for the cart's shelf, tool box, storage cabinet, etc.)
- Does not reduce the drawer's storage space
- Easy to retrofit
- To order: Add L3 to the product number

| PRODUCT NO. |
|-------------|
| L3 |

CASTERS

RV82 / RV83



- Available in two heights: 3" and 5"
- Sold in pairs
- Three types of casters available: fixed, swivel and swivel with brake
- Ultra-quiet casters
- Good chemical resistance

| PRODUCT NO. | CASTER TYPE | HEIGHT | ACTUAL |
|-------------|-------------------|--------|--------|
| RV82-01 | Rigid | 3" | 4 1/4" |
| RV82-02 | Swivel | 3" | 4 1/4" |
| RV82-03 | Swivel with brake | 3" | 4 1/4" |
| RV83-01 | Rigid | 5" | 6" |
| RV83-02 | Swivel | 5" | 6" |
| RV83-03 | Swivel with brake | 5" | 6" |

NOTES: 25"W x 16"D and 31"W x 21"D MultiTek models include 3" wheels by default.
36"W x 24"D and 48"W x 24"D MultiTek models include 5" wheels by default.